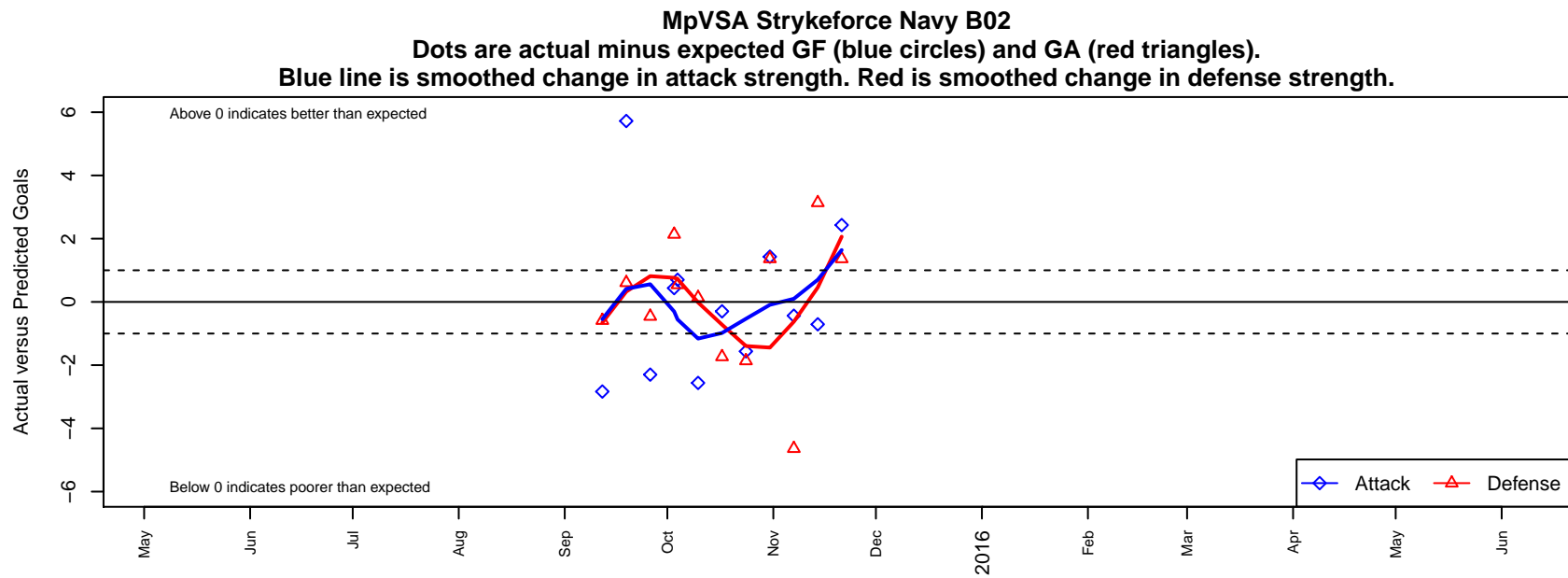


MpVSA Strykeforce Navy B02

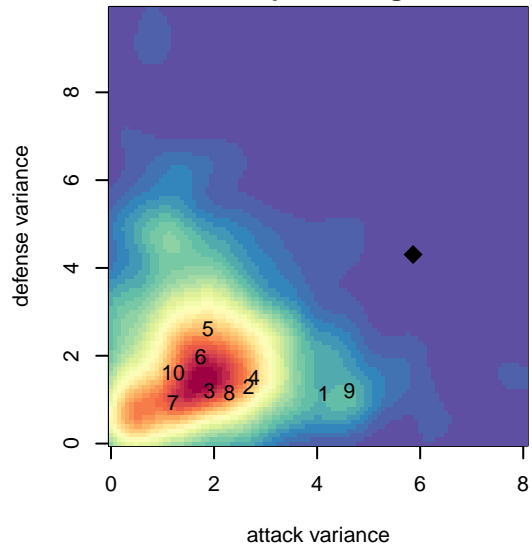
MpVSA
Maple Valley, WA
B02 total strength=561
attack=0.69 defense=0.28
fall league = SSUL B02 Div 2

alt names used:
MpVSA B02 StrykeforceNavy

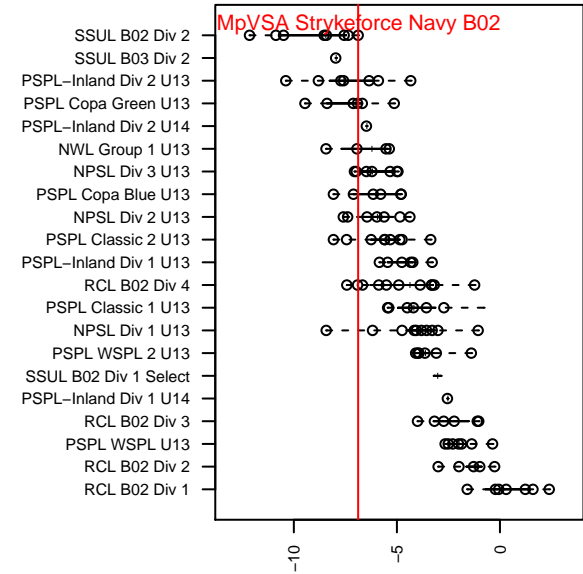
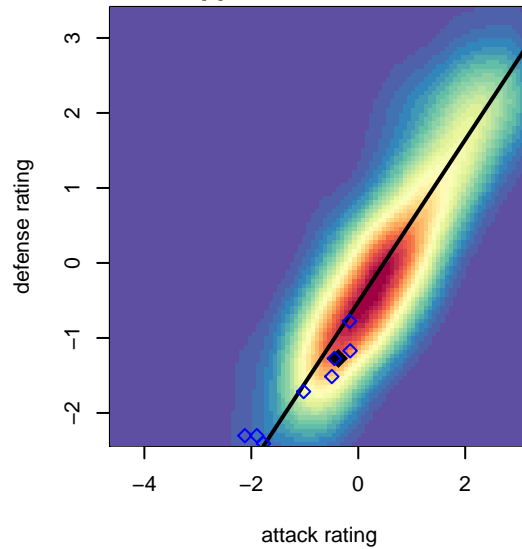
Venues played:
2015 SSUL B02 Div 2



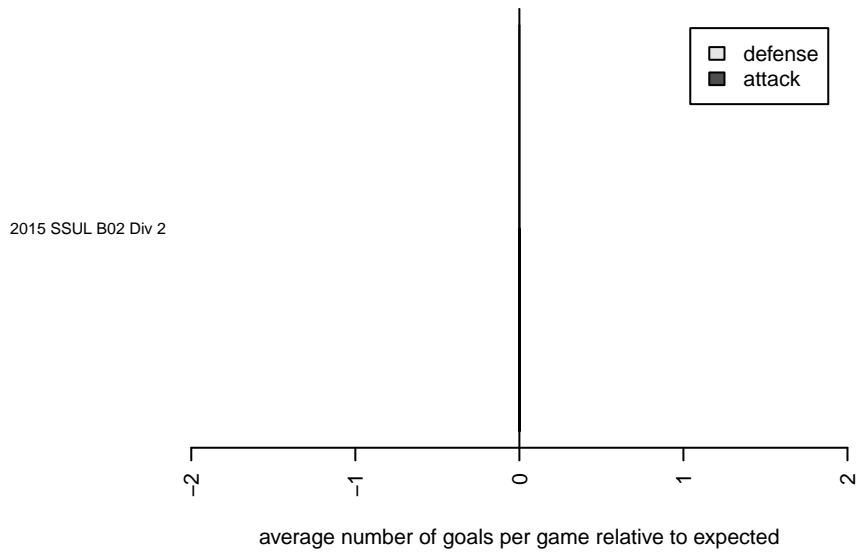
**attack and defense variance (black dot)
relative to other teams
and top 10 in region**



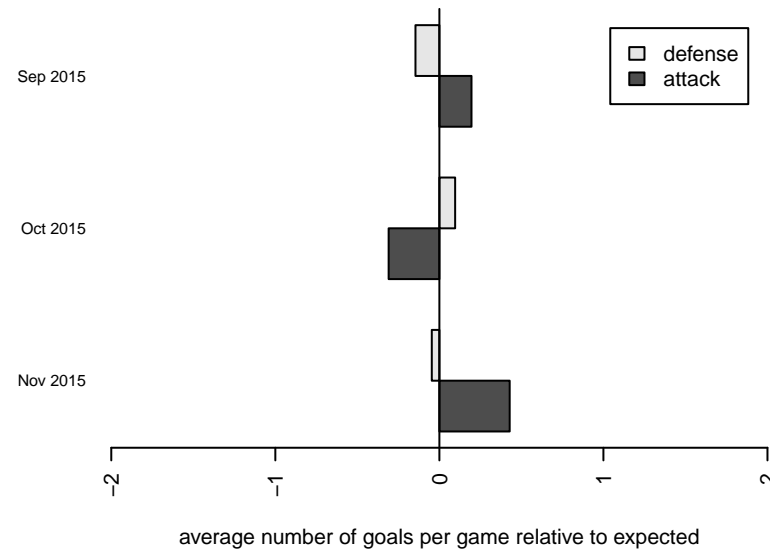
**attack and defense rating
relative to others at age
and all opponents in last 13 months**



Performance relative to 13 month average



Performance relative to 13 month average



date	home		away		venue	pred.home	pred.away
2015-11-21	MpVSA Strykeforce Navy B02	6	Federal Way Wolfpack B02	0	2015 SSUL B02 Div 2	3.57	1.36
2015-11-14	Tacoma United Lions B03	0	MpVSA Strykeforce Navy B02	1	2015 SSUL B02 Div 2	3.14	1.71
2015-11-07	MpVSA Strykeforce Navy B02	1	South Tacoma United Torres B03	8	2015 SSUL B02 Div 2	1.44	3.36
2015-10-31	Federal Way Wolfpack B02	0	MpVSA Strykeforce Navy B02	5	2015 SSUL B02 Div 2	1.36	3.57
2015-10-24	South Tacoma United Milan B03	4	MpVSA Strykeforce Navy B02	1	2015 SSUL B02 Div 2	2.14	2.56
2015-10-17	Southlake Little Sounders B02	4	MpVSA Strykeforce Navy B02	3	2015 SSUL B02 Div 2	2.26	3.30
2015-10-10	MpVSA Strykeforce Navy B02	0	South Tacoma United Milan B03	2	2015 SSUL B02 Div 2	2.56	2.14
2015-10-04	MpVSA Strykeforce Navy B02	8	Highlands SC Green Dragons B01	0	2015 SSUL B02 Div 2	7.30	0.54
2015-10-03	South Tacoma United Milan B03	0	MpVSA Strykeforce Navy B02	3	2015 SSUL B02 Div 2	2.14	2.56
2015-09-26	Highlands SC Green Dragons B01	1	MpVSA Strykeforce Navy B02	5	2015 SSUL B02 Div 2	0.54	7.30
2015-09-19	MpVSA Strykeforce Navy B02	13	FWFC Chaos B02	0	2015 SSUL B02 Div 2	7.28	0.61
2015-09-12	MpVSA Strykeforce Navy B02	4	Southlake Thunder Dragons B02	1	2015 SSUL B02 Div 2	6.83	0.41